

Year 1 Newsletter
Autumn Term – 2023

Maths

Place value numbers to 10

Children will build on their existing knowledge of numbers to 10, by counting, ordering and comparing objects and numbers. They will apply this with increasing complexity to reasoning and problem-solving questions.

How many leaves are there? Draw counters.



There are leaves.

Addition & subtraction

Children will build on their knowledge of addition and subtraction, using concrete resources and different representations. They will practise using these operations in a variety of fluency and problem-based questions.

Complete the bar models.

<p>a)</p> <table border="1" style="width: 100%; border-collapse: collapse;"> <tr> <td colspan="2" style="text-align: center;">10</td> </tr> <tr> <td style="width: 20%; text-align: center;">2</td> <td style="width: 80%;"></td> </tr> </table>	10		2		<p>c)</p> <table border="1" style="width: 100%; border-collapse: collapse;"> <tr> <td colspan="2" style="text-align: center;">10</td> </tr> <tr> <td style="width: 20%; text-align: center;">4</td> <td style="width: 80%;"></td> </tr> </table>	10		4	
10									
2									
10									
4									
<p>b)</p> <table border="1" style="width: 100%; border-collapse: collapse;"> <tr> <td colspan="2" style="text-align: center;">10</td> </tr> <tr> <td style="width: 80%; text-align: center;">9</td> <td style="width: 20%;"></td> </tr> </table>	10		9		<p>d)</p> <table border="1" style="width: 100%; border-collapse: collapse;"> <tr> <td style="width: 80%; text-align: center;">6</td> <td style="width: 20%;"></td> </tr> <tr> <td colspan="2" style="text-align: center;">10</td> </tr> </table>	6		10	
10									
9									
6									
10									

Talk for Writing

In writing, we will build our presentation and punctuation skills, using a range of reading as a reader and writer activities. Our shared texts will include:

Autumn 1

Fiction – The Gruffalo's Child. A warning tale, focussing on opening and endings.


Throughout the term, we will be consolidating the children's use of the everyday writing toolkit: correct letter formation and handwriting, capital letters, finger spaces and full stops.



Autumn 2

Fiction – The Three Little Pigs. An overcoming the monster tale with a focus on characterisation.

Nonfiction – 'How to Trap a Wolf.' A set of instructions, using imperative (bossy) verbs and connectives.



Science

Throughout Autumn 1, the children will explore 'seasonal changes' and observe, identify and discuss different types of weather. In Autumn 2, Year 1 will begin to learn science. In science we will be exploring the uses and properties of everyday materials. We will use a range of practical resources to experiment and working scientifically.




Reading Enhanced Curriculum

Our Reading Enhanced Curriculum uses quality texts as a springboard for developing knowledge and inquisitiveness. This terms the key text and drivers are:

Autumn 1: Geography

TEXT: My Stinky New School


We will use the text to explore our academy answering the big question, '**What Human and Physical Features Make Our School Special?**'



Autumn 2: History

TEXT: A Journey Through Transport.

We will use the text to explore the past and differences with the present, answering, '**How has transport changed?**'



Art: Drawing and Collage

Children will focus on using different lines, mediums, tones and textures to create collages and drawings. Answering the big question, '**What different types of lines can we draw?**' and '**How can we create a collage?**'




Design and Technology:

Children will focus on using design skills, while learning the knowledge needed about axels and wheels. Answering the big question, '**How can we make a new vehicle?**'



Reading Strategy



In our reading strategy sessions, we will be building on our reading comprehension, using the book 'Dogger' by Shirley Hughes to develop the children's ability to predict, clarify, infer, summarise and sequence. These skills will be applied and developed through a range of activities using the book as a focal point.



How could you support your child?

- **Daily reading** for at least 10 minutes to build fluency.
- Asking questions about the books your child is reading to build comprehension.
- Count, add and take away different objects at home.
- Continue to practise counting in **2s, 5s and 10s**.
- **White Rose Maths** – 1 Minute Maths app.
- A good night of sleep.



Key Class Messages

- On a **Tuesday morning** from 8:40am to 9:00am, parents/carers are invited to read with their child in class. We look forward to seeing you at our **reading morning**.
- Our PE day is **Wednesday**-children will need to bring their PE kit every week.
- Year 1 will have **Forest Schools** on **Tuesday afternoons**-please see the attached letter about the appropriate uniform and footwear for these sessions.

Homework

- **Spellings**

Children will take home their set spellings every Friday-the children should be practise these spellings at least three times (using the 1st, 2nd and 3rd attempt) alongside the activity that puts these spellings into a different context. Children should be learning and practising these throughout the week for their test on the following Friday.

- **Maths activity**

Maths homework, which recaps learning from the week, will be sent home every Friday. This is to be completed and returned to school the following week. The children will be rewarded with dojos for completing their homework.

- **Reading at home**

Children will receive an appropriately pitched home reading text to their current reading level. Please listen to your child read **daily for at least 10 minutes** and record this in their planner. Children will also take home a reading for pleasure text, chosen from the school library. Please read this text with your child to develop the love of reading at home, as well as in school.

Key Dates

Autumn 1

- Meet the teacher coffee morning – 19th September – 9 – 9:30
- Year 1 Phonic meetings – 21st September
- Harvest assembly – 25th September
- House games – football: 2nd October – Y1/2
- Y1 phonic workshops – 19th October
- Halloween Disco – 27th October

Autumn 2

- Parents anti-bullying workshop – Y1/2/3 – 13th November
- Children in Need- 17th November
- Parents evening – 23rd November
- Family assembly – 28th November : Y1/2 – 9:15 -9:45
- House games – Athletics : Y1/2/3 – 4th December – 3:30 – 4:15
- Christmas family dinner: Reception/Y1 – 18th December
- Christmas fair/carols - 21st December

Thank you,
The Year 1 Team, Miss Roberts and Miss Tucker

...Changing lives



Dear Parent/ Guardian

During this half term your child will have the opportunity to participate in our new Forest School programme. The sessions will take place each week in the forest area within the school grounds.

Please ensure that your child has the following clothing to change into each session:

- Outdoor shoes – walking boots or wellingtons
- Warm socks
- A warm coat – preferably waterproof
- A jumper or fleece
- A t-shirt
- Trousers
- Waterproof over-trousers if possible
- An extra layer of clothing depending on the weather

Please write your child's name on their clothing.

During Forest School sessions, children are encouraged to work with others to carry out activities such as den/shelter building, role play, exploration, practical and creative skills and tasks.

As part of these activities children will be afforded, supervised, access to tools and a variety of equipment. All equipment and individual activities are thoroughly risk assessed and all hazards are mitigated to ensure learners safety.

I am sure that your child will make the most of this wonderful opportunity to learn outdoors, and apply their new learning in other areas.

Kind Regards

Elite Forest School

CONTACT

forestschoools@elitekidscoaching.com