











Year 1 Newsletter
Spring term

Maths	
<p style="text-align: center;">Place Value to 20</p> <p>Children will build on their knowledge of place value to 10 and explore numbers to 20, using a variety of concrete and pictorial resources before moving on to estimating these numbers on a number line.</p> <p>Match the pictures to the numbers.</p> <div style="display: flex; justify-content: space-around; align-items: center;"> <div style="text-align: center;">  </div> <div style="text-align: center;">  </div> <div style="text-align: center;">  </div> </div> <div style="display: flex; justify-content: center; gap: 20px; margin-top: 10px;"> <div style="border: 1px solid black; padding: 5px; background-color: #fff9c4;">11</div> <div style="border: 1px solid black; padding: 5px; background-color: #fff9c4;">12</div> <div style="border: 1px solid black; padding: 5px; background-color: #fff9c4;">13</div> </div> <p style="text-align: center;">Addition and Subtraction</p> <p>Children will then apply these skills to solving addition and subtraction problems.</p> <p>Tiny has 13 stars for being helpful!</p> <div style="display: flex; align-items: center;">   </div> <p>Tiny gives 4 stars to Fay.</p> <p>How many stars does Tiny have left?</p>	<p style="text-align: center;">Place Value to 50</p> <p>The children will use their place value knowledge to 20 to develop a deeper understanding of numbers to 50. We will practise counting to 50 in a variety of different ways.</p> <p>Complete the sentences.</p> <div style="display: flex; justify-content: center; align-items: center;">  </div> <p>There are _____ groups of ten buttons and _____ buttons.</p> <p>There are _____ buttons in total.</p> <p style="text-align: center;">Measurement</p> <p>Children will measure different objects using a ruler before measuring and comparing the mass, volume and capacity of objects or containers.</p> <div style="display: flex; align-items: center;"> <div style="margin-right: 20px;"> <p>What is the mass of the teddy bear?</p>  </div> </div>
<p>Talk for Writing</p> <p>In Writing, we will develop our presentation and punctuation skills, using a range of reading as a reader and writer activities exploring our shared texts and apply these in our own independent writing. Throughout our writing, we will continue to use our Everyday Toolkit in our sentences (capital letters, full stops and finger spaces.)</p>	
<p style="text-align: center;">Spring 1 – Baby Bear's Busy Day</p> <p>Recount –We will re-tell Baby Bear's Busy Day, describing the events within his day. After internalising this text, we will then use time connectives, first person pronouns and past tense verbs to write our own recounts.</p> 	<p style="text-align: center;">Spring 2 – The Magic Porridge Pot</p> <p>Wishing Tale- We will learn the story of The Magic Porridge Pot, focusing on description. We will explore how adjectives, verbs and adverbs can be used in our own writing to provide further detail.</p> 
Science	
	<p>Throughout Spring 1, the children will learn the names of the human and animal body parts, before exploring how different animals can be categorised into different groups.</p> <p>In Spring 2, Year 1 will build on their learning about seasonal changes, to identify different seasons, weather patterns, trees and plants. We will continue to use a range of practical resources to experiment and work scientifically.</p>

Reading Enhanced Curriculum

Our Reading Enhanced curriculum using quality texts as a springboard for developing knowledge and inquisitiveness. This terms the key text and drivers are:


Spring 1: History

We will use a range of texts and activities to explore the history of dinosaurs and studying a variety of historical sources. We will answer the question, 'Would you like a dinosaurs life?'. Our driving text is 'Gigantosaurus'.




Spring 2: Geography

We will use the text to explore the world, focusing on developing our knowledge of the four seasons and different climates around the world, identifying where hot and cold places are located. Our driving text is 'The Gruffalo.'



Reading Strategy



In our reading strategy sessions, we will be building our reading fluency, using the book, 'The Tin Forest' to develop the children's ability to predict, clarify, infer, summarise, and sequence. These skills will be applied and developed through a range of activities using the book as a focal point.

How could you support your child?

- **Daily reading** for at least 10 minutes to build fluency.
- Asking questions about the books your child is reading to build comprehension.
- Count, add and take away different objects at home.
- Continue to practise counting in **2s, 5s and 10s**.
- **White Rose Maths** – 1 Minute Maths app.
- A good night of sleep.



Key Upcoming Dates

WC 29.01.24 Art House Games
WC 29.01.24 LGBT History month
WC 29.01.24 Phonics workshop
WC 05.02.24 Children's mental health week
07.02.24 Dinosaur workshop visit to school
11.02.24 International Day of Women and Girls in Science
Wc 19.02.24 Luna New Year
WC 19.02.24 Stand up to bullying
WC 04.03.24 Women's History month
WC 04.03.24 Holi Festival
07.03.24 World Book Day
WC 11.03.24 British Science Week
WC 11.03.24 Coffee morning and family exhibition of work.
WC 18.03.24 House Games- Easter Egg/ Easter bonnet decoration

While we always endeavour to stick to specified days and time. Changes may occur outside of our control. We will always communicate changes via weekly newsletters or our messaging system.

Thank you, The Year 1 Team
Miss Roberts and Miss Tucker