

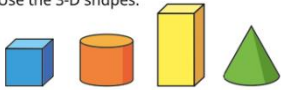
**Year 2 Newsletter**  
**Spring term**

**Maths**

**2-D & 3-D Shapes and their properties.**

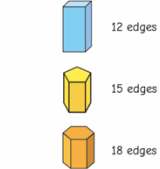
Children will build on their existing knowledge of shapes. Applying this by looking at the properties of a shape and be able to identify and create patterns/example questions:

Use the 3-D shapes.




- Make a repeating pattern in which there are more cones than cuboids.
- Make a repeating pattern in which the 3rd shape is always a cylinder.

Sam is counting edges on 3-D shapes.



12 edges  
15 edges  
18 edges



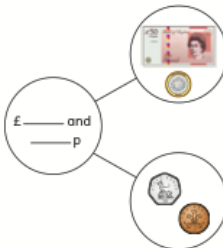
I can see a pattern.

What pattern can Sam see?

**Money.**

Children use their knowledge from place value and subtraction to find the total value of a set of coins, with all answers being less than £1. They should be able to count up in 1ps, 2ps, 5ps and 10ps, and use related facts to count up in 20ps, as well as finding the total of a mixed set of coins.

Complete the part-whole model.



£ \_\_\_\_\_ and \_\_\_\_\_ p

What is the same and what is different about the parts?

**Talk for Writing**

In Writing, we will be looking at an Information text **The Fae in Spring 1** and we will be exploring a Fantasy story focusing on the characters of **Peter pan in Spring 2** These texts will include:

**Spring 1**

**Setting**– creeping through the forest. Beginning to look at how the setting of a book can set the scene and how it makes the reader feel.



**Spring 2**

**Character** – We will be exploring the characters of this fantasy story. We will discuss how we can be connected via magical portals (like Narnia).



**Science**

Within Science we will be using our important person Maria Sibylla Merian , to understand how the life cycle works and how as humans we can keep ourselves healthy by looking at different lifestyles.



**Reading Enhanced Curriculum**

Our Reading Enhanced curriculum using quality texts as a springboard for developing knowledge and inquisitiveness. This terms the key text and drivers are:

**Spring 1: History**


The children will be participating in a school trip to visit Pontefract Castle. During the visit they will learn about important people who lived in a castle, they will look at why they were built and the key features of a castle.

We will be looking at how our local castle has changed over the years. The children will gain knowledge and


**Spring 2: Geography**

TEXT: **Off we go to Mexico.**

understanding from historical sources to justify which castle had the best defence and why.



We will use the text to explore a Non-European location, being able to explore the wider world.




### Art: Weaving.

Children will focus on using skills of knowledge of colour and texture to design a woven flower using the key skill on weaving. Answering the big question, '**Why is Pontefract Castle important to where we live?**'



### Reading Strategy

In our reading strategy sessions, we will be building on our reading fluency, using the book 'The Owl Who is Afraid of the Dark'. We will explore the book using a range of activities including drama, improving our fluency, exploring themes and characters.



### Key Messages

Our PE day is **Monday** - children will need to bring their PE kit every week.  
Parent/carers are invited to come and read with their child in the classroom on **Tuesdays** from 08:45am to 09:00am.

### Upcoming Events and Key Dates

WC 29.01.24 Art House Games  
WC 29.01.24 LGBT History month  
WC 05.02.24 Children's mental health week  
11.02.24 International Day of Women and Girls in Science  
WC 19.02.24 Luna New Year  
WC 19.02.24 Stand up to bullying  
WC 04.03.24 Women's History month  
WC 04.03.24 Holi Festival  
07.03.24 World Book Day  
WC 11.03.24 British Science Week  
WC 11.03.24 Coffee morning and family exhibition of work.  
WC 18.03.24 House Games- Easter Egg/ Easter bonnet decoration

Educational visit: Pontefract Castle date tbc

While we always endeavour to stick to specified days and time. Changes may occur outside of our control. We will always communicate changes via weekly newsletters or our messaging system.

Thank you, The Year 2 Team, Miss Emmerson and Mrs Brain