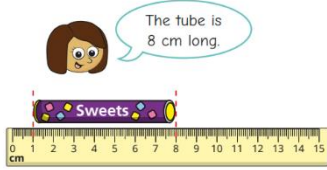





**Year 2 Newsletter**  
**Summer term**

<b>Maths</b>	
<p style="text-align: center;"><b>Length and height.</b></p> <p>Children will build on their existing knowledge of measuring length in cm and comparing lengths and height. Example questions:</p> <p>Kim measures the length of a tube of sweets.</p>  <p>There are four buildings.</p> <ul style="list-style-type: none"> <li>• Building A is 22 m tall.</li> <li>• Building B is half the height of building A.</li> <li>• Building C is 14 m tall.</li> <li>• Building D is double the height of building C.</li> </ul> <p>Put the buildings in order from tallest to shortest.</p>	<p style="text-align: center;"><b>Mass, capacity and temperature.</b></p> <p>Children will build on their knowledge of mass and volume and measuring and comparing capacity. Here are some example questions:</p> <p>The mass of the cube is 30 g.</p>  <p>What is the mass of the sphere?</p> <p style="text-align: center;"><b>Put these temperatures in order from coldest to hottest.</b></p> <p style="text-align: center;">26 °C      43 °C      19 °C      7 °C</p>
<b>Talk for Writing</b>	
<p>In <b>Summer 1</b>, we will be exploring a non-fiction recount called <b>Meerkat Mail</b>. In <b>Summer 2</b>, we will be exploring <b>Pirate Tom</b>, focusing on poetry. These texts will include:</p>	
<p style="text-align: center;"><b>Summer 1</b></p> <p><b>Descriptive writing-</b> In this unit, we will be looking at a recount of a Meerkat and the many different ways we can apply his skills of descriptive writing to our own writing.</p> 	<p style="text-align: center;"><b>Summer 2</b></p> <p><b>Poetry-</b> In this unit, we will be looking at how we can use different openings and endings for poems.</p> 
<b>Science</b>	
<p>In Science, we will be looking at plants, in particular 'what does a plant need to grow' and 'what happens to a plant when it doesn't get what it needs?'. We are also going to be looking at the term germinate and how a seed can germinate.</p>	
<b>Reading Enhanced Curriculum</b>	
<p>Our Reading Enhanced curriculum using quality texts as a springboard for developing knowledge and inquisitiveness. This terms the key text and drivers are:</p>	
<p style="text-align: center;"><b>Summer 1: History</b></p> <p>TEXT: 'You wouldn't want to be a Victorian Servant'</p> <p>We will use the text to explore life as a victorian child and what it was like to live in Victorian times by answering the big question, 'How different was the life of a Victorian child?'</p>	<p style="text-align: center;"><b>Summer 2: History</b></p> <p>TEXT: Seaside Holidays</p>


 <p><b>Are you strong enough to sweep and clean?</b></p> <p>Victorians like their houses to be clean and to look nice. But they don't expect to do any housework themselves. It will be their job to wash outside floors, empty dirty pails, clean large glass windows, wash and hang the carpets, patch holes in window frames, wipe down walls and panes – and scrub the stone steps and pavement outside the door too. The work is exhausting – but they have to do it. And these early tools will be handy: soap, brushes, scrub brushes and buckets of soapy water. What you've finished it, you'll also have to buy brooms and paper, hang up clothes, and pick up children's toys.</p> <p><b>Battered by bugs!</b></p> <p>Victorians should be careful, given the filthy conditions. But they don't know about germs. They think it's the dirt, not the germs.</p> <p>Flies and bees are everywhere. If you notice a hole, you have to leave it because the flies will come in. If you notice a hole in the wall, you have to fill it. Otherwise, you have to leave it because the flies will come in. If you notice a hole in the wall, you have to fill it. Otherwise, you have to leave it because the flies will come in.</p>	<p>We will use the text to explore how travel has changed, answering the big question <b>'How and why were trans important to where we live?'</b></p>  <p><b>Victorian seashides</b></p> <p>At the seaside, people paddled in the sea. They changed into their bathing costumes in wooden bathing machines. These were wheeled into the water!</p> <p>Children paddled and built sandcastles, just like they do today. Compare this picture to the one on page 7. What is different? What is the same?</p> <p>Victorian bathing machines and bathing costumes</p> <p>Victorian children playing at the seaside</p> <p><b>Be a historian...</b></p> <p>Why do you think the machines were wheeled into the sea? What would it feel like to swim in a Victorian bathing costume?</p> <p><b>Talk about...</b></p> <p>... what it was like on a Victorian beach. Use these words to help you: bathing machines, wheels, buckets and spades, crowds, paddling, bathing costumes.</p>
---------------------------------------------------------------------------------------------------------------------------------------------------------------------------------------------------------------------------------------------------------------------------------------------------------------------------------------------------------------------------------------------------------------------------------------------------------------------------------------------------------------------------------------------------------------------------------------------------------------------------------------------------------------------------------------------------------------------------------------------------------------------------------------------------------------------------------------------------------------------------------------------------------------------------------------------------------------------------------------------------------------------------------------------------------------------------------------------------------------------------------------------------------------------------------------------------------------------------------------------------------------------------------------------------------------------------	-------------------------------------------------------------------------------------------------------------------------------------------------------------------------------------------------------------------------------------------------------------------------------------------------------------------------------------------------------------------------------------------------------------------------------------------------------------------------------------------------------------------------------------------------------------------------------------------------------------------------------------------------------------------------------------------------------------------------------------------------------------------------------------------------------------------------------------------------------------------------------------------------------------------------------------------------------------------------------------------------------------------------------------------------------------------

**Art: Printing and Painting**

Children will focus on using skills of mixing colours using primary and secondary colours. Children will be able to recognise warm and cool colours on a colour wheel. Children will be able to understand what two colours are needed to make one colour.

**Reading Strategy**

In our reading strategy sessions, we will be building on our reading fluency, using the seminal book *George's Marvellous Medicine*. These skills will be applied and developed through a range of activities using the book as a focal point.



**Key Messages**

Our PE day is **Tuesday** - children will need to bring their PE kit **every** week. Parent/carers are invited to come and read with their child in the classroom on **Tuesdays** from 08:45am to 09:00am.

**Upcoming Events- Summer 1 Key Dates**

- 02.05.24 Triple P parent workshop
- 13.05.24 Mental Health Awareness Week
- 21.05.24 World Day for Cultural Diversity
- 22.05.24 Tempest Class Photographs
- 22.05.24 House Games Spelling Bee

**Upcoming Events – Summer 2 Key Dates**

- 03.06.24 Inset Day
- Wc 10.06.24 Family Assemblies
- Wc 24.06.24 Sports Days
- 22.07.24 Inset Day

Thank you, The Year 2 Team, Miss Emmerson and Mrs Brain